

STATISTICS OF THE EUROPEAN AND ASSOCIATED PURSE SEINE AND BAIT BOAT FLEETS, IN THE ATLANTIC OCEAN (1991-2018)



SCRS/2019/077

SUMMARY

The document presents an overall summary of the fishing activities of the European and assimilated purse seine and Bait boat fleets operating in the eastern Atlantic Ocean over the period 1991-2018.

P. Pascual-Alayón, L. Floch, F.N'Gom, P Dewals, D Irié³, AH Amatcha^{3,4} and M-J Amandè⁴ Instituto Español de Oceanografía (IEO). Centro Oceanográfico de Canarias. Apdo. de Correos 1373. 38080. Santa Cruz de Tenerife. Islas Canarias, SPAIN
Institut de Recherche pour le Développement (IRD). UMR 284 MARBEC (IRD/Ifremer/UM/CNRS), Avenue Jean Monnet, 34200 Sète, FRANCE.

IRD, UMR MARBEC, 15 BP 917 Abidjan 15, COTE D'IVOIRE
Centre de Recherche Océanographique d'Abidjan B.P. V-18, Abidjan, COTE D'IVOIRE.
⁵ Centre de Recherche Océanographique d' Dakar/Thiaroye (CRODT) (DAKAR-HANN.Senegal.


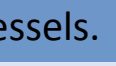




Pedro Pascual, Vanessa Rojo, Lourdes Alonso, José C. Báez y Francisco Abascal
SCRS ICCAT- Yellow fin tuna data preparatory meeting. Madrid 22-26_2019

STATISTICS OF THE EUROPEAN AND ASSOCIATED PURSE SEINE AND BAIT BOAT FISHING FLEETS IN THE ATLANTIC OCEAN (1991-2018)



Flag	1991	1992	1993	1994	1995	1996	1997	1998	1999	2000	2001	2002	2003	2004	2005	2006	2007	2008	2009	2010	2011	2012	2013	2014	2015	2016	2017	2018	
Neth. Antilles						3	3	3	3	3	3	2	3	3		1	1	1	3	3	3	3	3	2					
Belize								1		1	1									2	1	1	1	1	3	2	2	3	2
Cape Verde															2	2	2	2	2	2	2	2	2	3	4	2	1	1	
Curaçao																									4	5	5	5	
El Salvador											1														2	4	4	4	
Spain	37	37	30	30	24	24	20	19	19	19	17	16	15	15	10	8	13	15	16	15	15	14	14	15	12	10	10	10	
France	23	17	18	18	17	16	19	15	15	14	17	17	14	12	9	7	5	7	10	10	9	9	9	9	9	11	11	10	
Ghana							1	1	1	1	1	1	1	1	1	1	1	1	1	1									
Guatemala													1	2	2	2	2	2	2	1	1	1	1	1	2	2	2	2	
Guinea Conakry					2	2	2																						
Honduras			1																										
Italy	1	1																											
Liberia				2	1																								
Malaysia							1																						
Malta	1	1	1																										
Morocco	1	1	1	1	1	1	1	1	1	1	1	1	1	1	1	1													
Norway	1																												
Panama	7	5	7	7	6	5	2	1	1	1	1	1			3	3	3	3	2	3	2	2	2	2	3	2	2	2	
Seychelles					1						1	1																	
St. Vincent	2	4	4	2	3	2	2	3	1	3	3																		
Vanuatu		1	2	2	2	2	2	1																					
Venezuela												2	1																
Total Ps	73	67	64	62	57	55	53	45	41	43	46	41	36	34	28	25	27	31	37	35	33	32	32	36	38	38	38	36	



Historical purse seine number by country of the European and associated purse seine vessels.

STATISTICS OF THE EUROPEAN AND ASSOCIATED PURSE SEINE AND BAIT BOAT FISHING FLEETS IN THE ATLANTIC OCEAN (1991-2018)



Year	50-400	401-600	601-800	801-1200	1201-2000	> 2000	Total	C. capacity
1991	5	28	11	18	8	1	71	41844
1992	3	27	9	16	9	1	65	43050
1993	3	24	10	16	10	1	64	39509
1994	3	24	9	14	8	1	59	38655
1995	1	24	9	14	7	0	55	34814
1996	2	23	9	13	7	0	54	32811
1997	1	23	9	13	6	0	52	28957
1998	1	20	7	10	5	1	44	29879
1999	1	21	5	9	5	0	41	25352
2000	1	20	7	10	3	0	41	27425
2001	1	18	7	12	6	0	44	30851
2002	1	19	5	10	6	0	41	25036
2003	1	16	3	11	4	0	35	25787
2004	1	14	3	11	5	0	34	25310
2005	0	10	2	10	5	0	27	21967
2006	0	10	2	7	5	0	24	17708
2007	0	9	3	8	7	0	27	19106
2008	0	9	4	9	9	0	31	23212
2009	0	7	4	14	11	0	36	30615
2010	0	6	4	13	11	0	34	32529
2011	0	6	4	13	10	0	33	31219
2012	0	5	4	13	10	0	32	29557
2013	0	5	4	14	9	0	32	29313
2014	0	5	3	10	18	0	36	30653
2015	1	0	4	9	23	1	38	31344
2016	1	0	3	11	22	1	38	28262
2017	1	0	3	11	22	1	38	39233
2018	0	0	4	7	23	2	36	39757



601-800 t

4 vessels



7 vessels

801-1200 t

2018
36 Vessels



23 vessels

1201-2000 t



2 vessel

> 2000 t

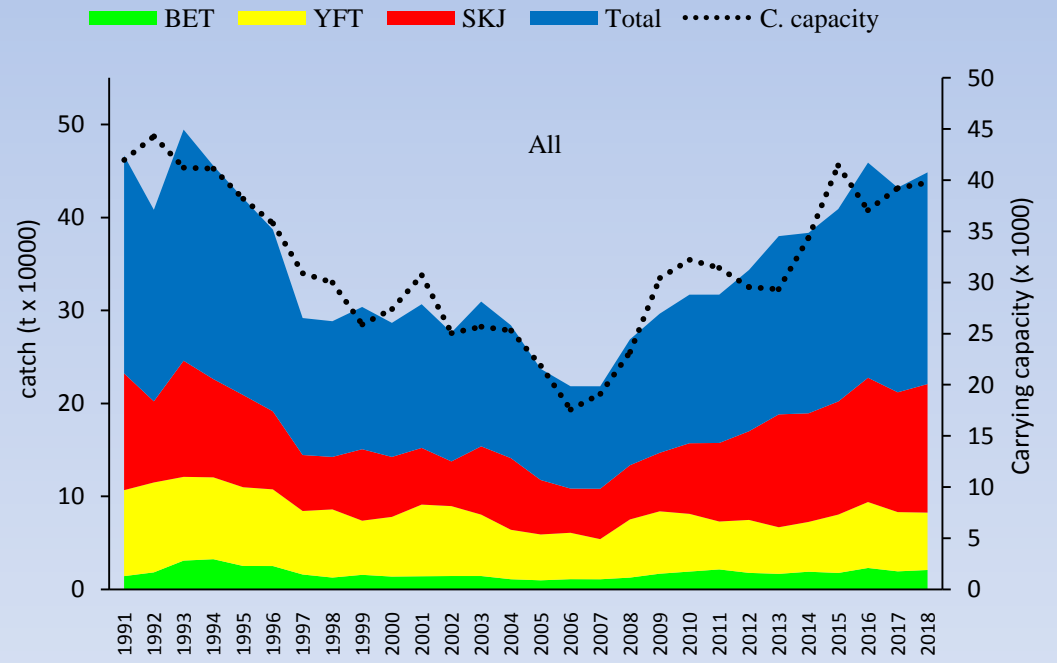
Historical purse seine number by size categories and carrying capacity of the European and associated purse seine vessels.

STATISTICS OF THE EUROPEAN AND ASSOCIATED PURSE SEINE FISHING FLEET IN THE ATLANTIC OCEAN (1991-2018)

ALL

Year	YFT	SKJ	BET	ALB	Others	Total	C. capacity
1991	92476	125536	14188	416	1735	234351	41978
1992	96706	87244	18230	2518	1255	205952	44296
1993	90102	124875	30857	1450	1246	248530	41227
1994	88062	105633	32379	1079	2239	229391	41122
1995	84684	99208	25096	412	2302	211703	38196
1996	82476	83928	25006	258	3799	195468	35775
1997	68311	60204	15918	118	2733	147284	30907
1998	73339	56439	12622	434	3065	145898	29988
1999	58248	76845	15593	264	2004	152955	25877
2000	64190	64493	13698	32	1741	144154	27385
2001	77098	60918	14030	24	2460	154531	30714
2002	75207	48068	14282	39	1008	138604	25036
2003	66043	73424	14303	308	1561	155639	25681
2004	53206	77033	10816	19	1784	142858	25311
2005	49326	58509	9685	533	1528	119581	21856
2006	49892	47556	10919	441	1216	110024	17574
2007	43183	54178	10794	45	1972	110172	19104
2008	62576	58269	12603	76	1802	135326	23211
2009	67103	62960	16790	149	2578	149581	30415
2010	62071	75957	19090	303	2329	159749	32213
2011	51577	84445	21368	146	1967	159503	31417
2012	56949	95341	17681	360	3112	173443	29557
2013	50161	121364	16606	110	3454	191695	29328
2014	53592	116788	18901	50	4746	194077	34337
2015	62792	121607	17587	241	4753	206981	41446
2016	70931	133631	22946	84	3714	231306	37059
2017	63745	128838	19300	222	7981	220087	39233
2018	61758	138225	20762	42	6865	227654	39757

Total fishery production.
Catch by species of the European and associated purse seine fishing fleet (1991-2018).



STATISTICS OF THE EUROPEAN AND ASSOCIATED PURSE SEINE FISHING FLEET IN THE ATLANTIC OCEAN (1991-2018)

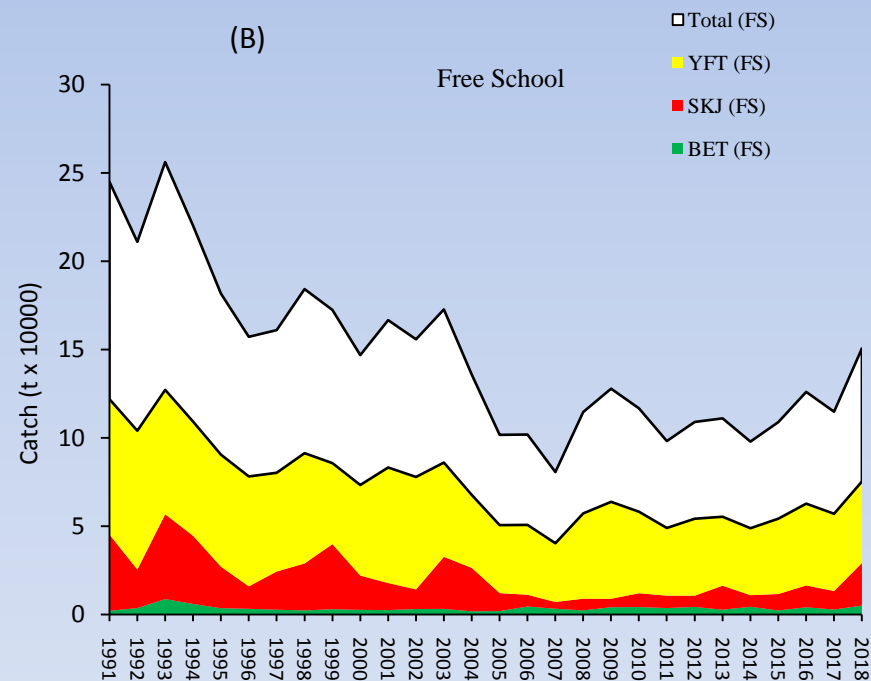
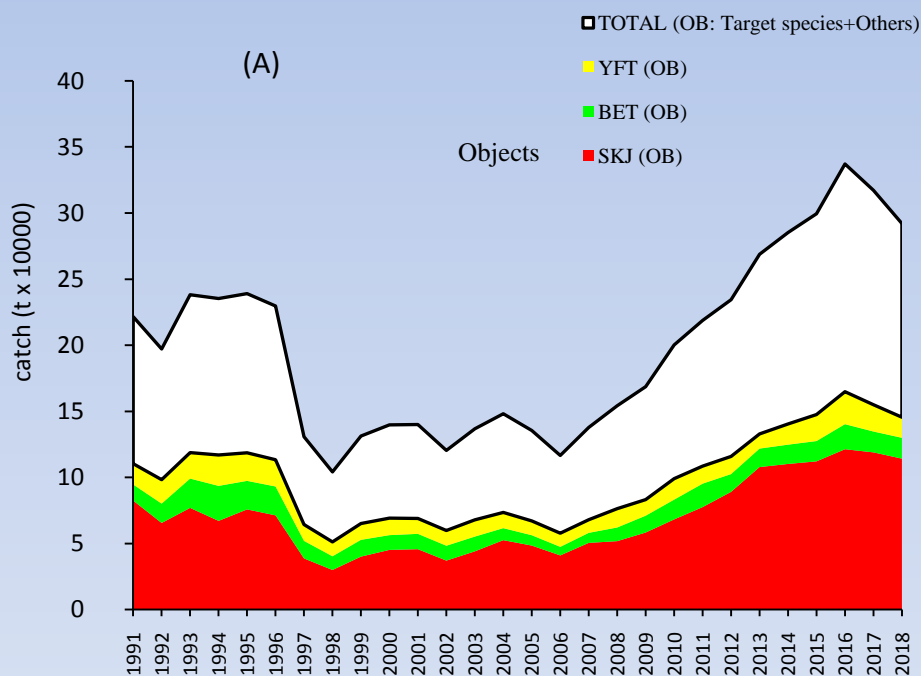


2015	112079 t
	20062 t
	15357 t
2016	114822 t
	23669 t
	18074 t

2017	20279
	118878
	15784
2018	15573
	114121
	15778

2015	42679 t
	9288 t
	2229 t
2016	45453 t
	11759 t
	3928 t

2017	43749
	10506
	2723
2017	46185
	24104
	4984

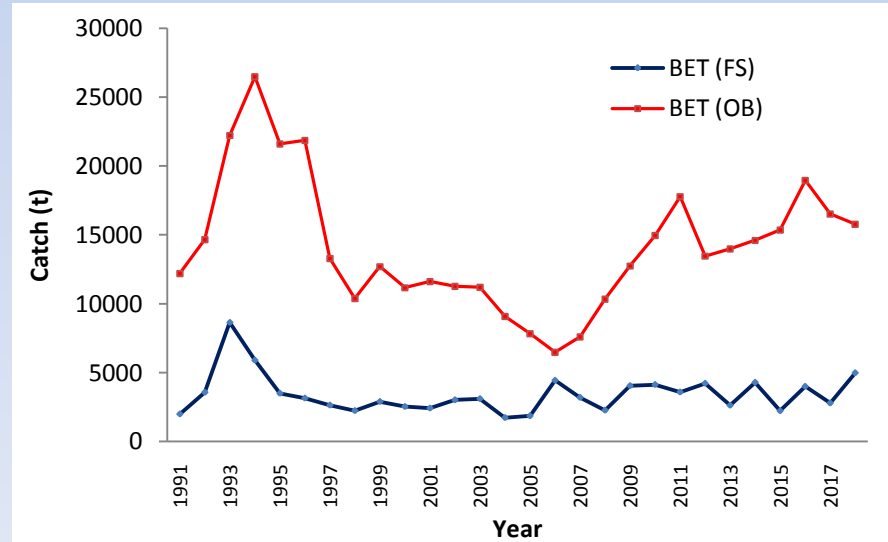
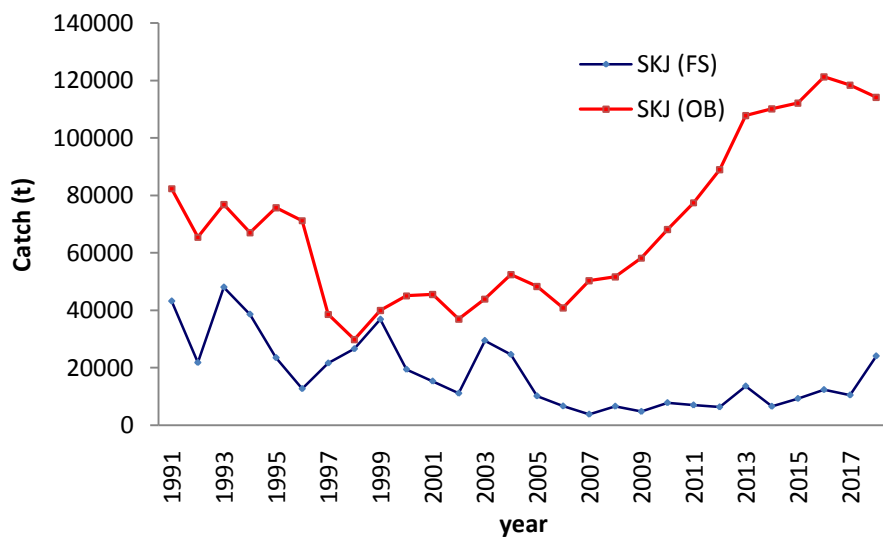
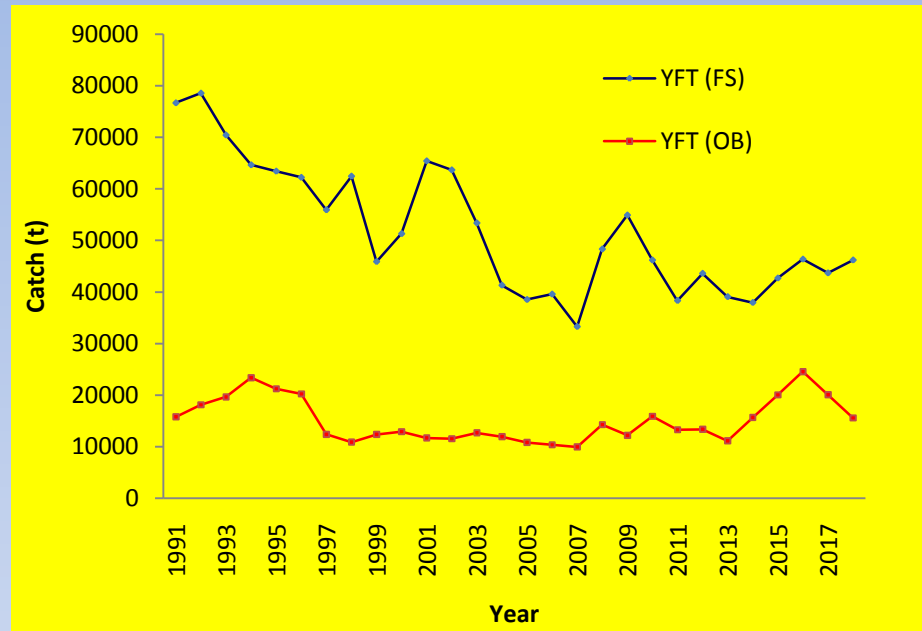
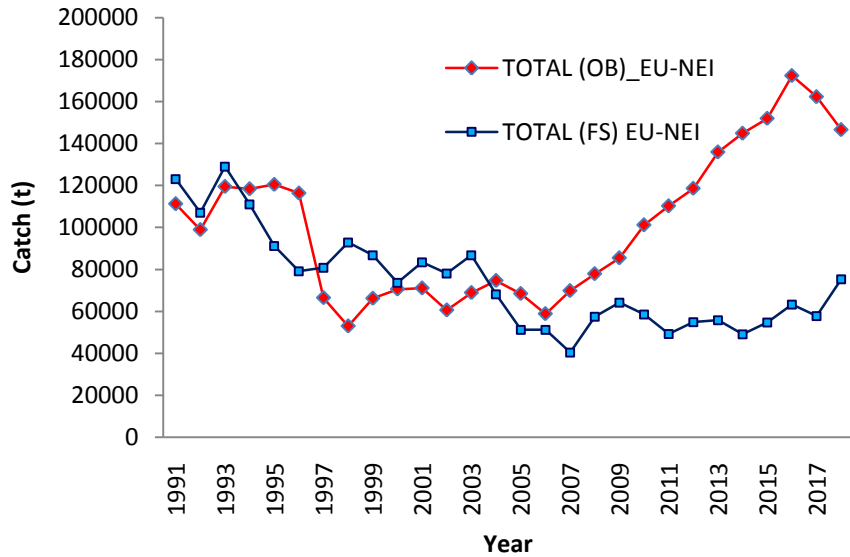


Fishery production by fishing mode. Catch by species of the Spanish purse seine fishing fleet on (A) FAD-associated and (B) free-swimming schools during 1991-2018

STATISTICS OF THE EUROPEAN AND ASSOCIATED PURSE SEINE FISHING FLEET IN THE ATLANTIC OCEAN (1991-2018)



Yearly catches by target species of the EU&al PS fleets by fishing mode: On FAD & on Free schools



STATISTICS OF THE EUROPEAN AND NEI PURSE SEINERS
Landing by harbour and destination in 2018

ocean	flag	gear	year	nb_landings	nb_landings_with_samples	% coverage
Atlantic	Belize	PS	2018	21	18	85,71
Atlantic	Cap Vert	PS	2018	12	11	91,67
Atlantic	Curaçao	PS	2018	44	43	97,73
Atlantic	El Salvador	PS	2018	34	31	91,18
Atlantic	Espagne	BB	2018	161	106	65,84
Atlantic	Espagne	PS	2018	99	71	71,72
Atlantic	Guatemala	PS	2018	17	14	82,35
Atlantic	Panama	PS	2018	18	18	100,00

harbour	flag	gear	year	total_cannery_market	total_local_market	total_landing	%_cannery	%_local Marquet
ABIDJAN	Belize	PS	2018	12000,79	1742,5	13743,29	87,3210854	12,6789146
ABIDJAN	Cap Vert	PS	2018	12312,8	850,95	13163,75	93,5356566	6,46434337
ABIDJAN	Curaçao	PS	2018	31436,835	4752,57	36189,405	86,86751	13,13249
ABIDJAN	El Salvador	PS	2018	20806,338	3976,567	24782,905	83,9543952	16,0456048
ABIDJAN	Espagne	PS	2018	22780,002	3150,52	25930,522	87,8501482	12,1498518
ABIDJAN	Guatemala	PS	2018	9926	1623,67	11549,67	85,9418494	14,0581506
ABIDJAN	Panama	PS	2018	15930,4	2751,08	18681,48	85,2737578	14,7262422
DAKAR	Curaçao	PS	2018	1577,03	29,065	1606,095	98,1903312	1,80966879
DAKAR	Espagne	BB	2018	9980,078	314,535	10294,613	96,9446642	3,05533583
DAKAR	Espagne	PS	2018	6524,389	459,405	6983,794	93,4218421	6,57815795
MINDELO	Espagne	PS	2018	7408	7	7415	99,9055968	0,09440324

STATISTICS OF THE EUROPEAN AND ASSOCIATED PURSE SEINERS

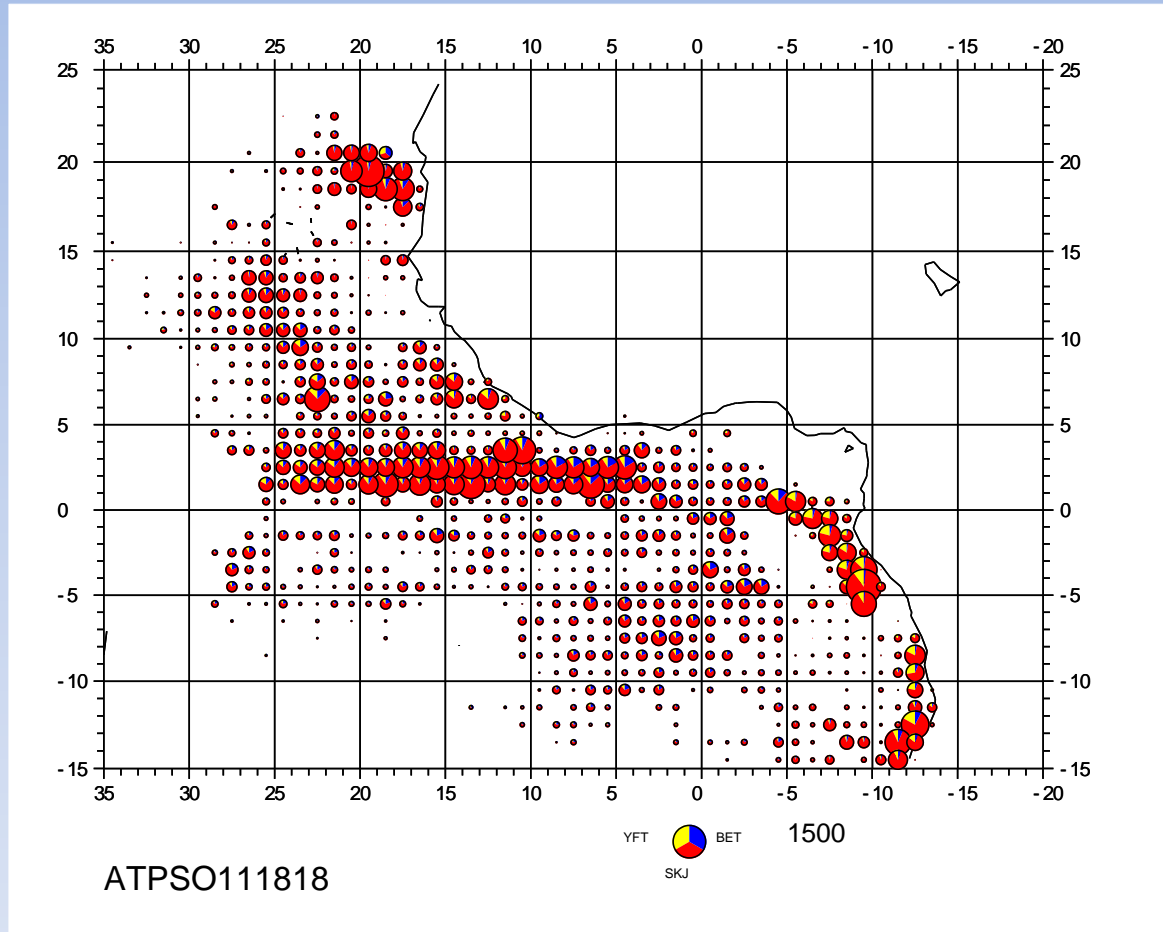
Number measures by harbour, species and gear in 2018



ocean	harbour	flag	gear	year	species	nb_size_sp	nb_count_
						ecies	species
Atlantic	ABIDJAN	Belize	PS	2018	Auxis thazard	1246	1368
Atlantic	ABIDJAN	Belize	PS	2018	Euthynnus alletteratus	309	459
Atlantic	ABIDJAN	Belize	PS	2018	Katsuwonus pelamis	2682	17720
Atlantic	ABIDJAN	Belize	PS	2018	Thunnus albacares	3473	3473
Atlantic	ABIDJAN	Belize	PS	2018	Thunnus obesus	1101	1101
Atlantic	ABIDJAN	Cap Vert	PS	2018	Auxis thazard	525	532
Atlantic	ABIDJAN	Cap Vert	PS	2018	Euthynnus alletteratus	157	170
Atlantic	ABIDJAN	Cap Vert	PS	2018	Katsuwonus pelamis	1860	12293
Atlantic	ABIDJAN	Cap Vert	PS	2018	Thunnus albacares	3299	3299
Atlantic	ABIDJAN	Cap Vert	PS	2018	Thunnus obesus	1634	1634
Atlantic	ABIDJAN	Curaçao	PS	2018	Auxis thazard	2248	2611
Atlantic	ABIDJAN	Curaçao	PS	2018	Euthynnus alletteratus	370	440
Atlantic	ABIDJAN	Curaçao	PS	2018	Katsuwonus pelamis	7680	53221
Atlantic	ABIDJAN	Curaçao	PS	2018	Thunnus alalunga	5	5
Atlantic	ABIDJAN	Curaçao	PS	2018	Thunnus albacares	9506	9753
Atlantic	ABIDJAN	Curaçao	PS	2018	Thunnus obesus	4016	4016
Atlantic	ABIDJAN	El Salvador	PS	2018	Auxis thazard	2615	3590
Atlantic	ABIDJAN	El Salvador	PS	2018	Euthynnus alletteratus	793	1295
Atlantic	ABIDJAN	El Salvador	PS	2018	Katsuwonus pelamis	6004	37264
Atlantic	ABIDJAN	El Salvador	PS	2018	Thunnus albacares	7331	7331
Atlantic	ABIDJAN	El Salvador	PS	2018	Thunnus obesus	2699	2699
Atlantic	ABIDJAN	Espagne	PS	2018	Auxis thazard	2768	3195
Atlantic	ABIDJAN	Espagne	PS	2018	Euthynnus alletteratus	289	618
Atlantic	ABIDJAN	Espagne	PS	2018	Katsuwonus pelamis	8490	56323
Atlantic	ABIDJAN	Espagne	PS	2018	Thunnus alalunga	71	71
Atlantic	ABIDJAN	Espagne	PS	2018	Thunnus albacares	8765	8765
Atlantic	ABIDJAN	Espagne	PS	2018	Thunnus obesus	6803	6803
Atlantic	ABIDJAN	Guatemala	PS	2018	Auxis thazard	915	973
Atlantic	ABIDJAN	Guatemala	PS	2018	Euthynnus alletteratus	378	838
Atlantic	ABIDJAN	Guatemala	PS	2018	Katsuwonus pelamis	3000	19472
Atlantic	ABIDJAN	Guatemala	PS	2018	Thunnus albacares	3064	3064
Atlantic	ABIDJAN	Guatemala	PS	2018	Thunnus obesus	2204	2204
Atlantic	ABIDJAN	Panama	PS	2018	Auxis thazard	1053	1231
Atlantic	ABIDJAN	Panama	PS	2018	Euthynnus alletteratus	274	316
Atlantic	ABIDJAN	Panama	PS	2018	Katsuwonus pelamis	3770	25963
Atlantic	ABIDJAN	Panama	PS	2018	Thunnus albacares	5267	5267
Atlantic	ABIDJAN	Panama	PS	2018	Thunnus obesus	1914	1914
Atlantic	DAKAR	Curaçao	PS	2018	Auxis thazard	188	204
Atlantic	DAKAR	Curaçao	PS	2018	Katsuwonus pelamis	540	3809
Atlantic	DAKAR	Curaçao	PS	2018	Thunnus albacares	185	185
Atlantic	DAKAR	Curaçao	PS	2018	Thunnus obesus	333	333
Atlantic	DAKAR	Espagne	BB	2018	Auxis thazard	563	563
Atlantic	DAKAR	Espagne	BB	2018	Euthynnus alletteratus	181	547
Atlantic	DAKAR	Espagne	BB	2018	Katsuwonus pelamis	10334	78479
Atlantic	DAKAR	Espagne	BB	2018	Thunnus albacares	4815	5388
Atlantic	DAKAR	Espagne	BB	2018	Thunnus obesus	4860	4860
Atlantic	DAKAR	Espagne	PS	2018	Auxis thazard	1541	2360
Atlantic	DAKAR	Espagne	PS	2018	Euthynnus alletteratus	104	132
Atlantic	DAKAR	Espagne	PS	2018	Katsuwonus pelamis	2490	16207
Atlantic	DAKAR	Espagne	PS	2018	Thunnus albacares	1982	2183
Atlantic	DAKAR	Espagne	PS	2018	Thunnus obesus	758	758



STATISTICS OF THE EUROPEAN AND NEI PURSE SEINERS
Spatial Distribution , catches by fishing mode in 2018

ALL: 2018

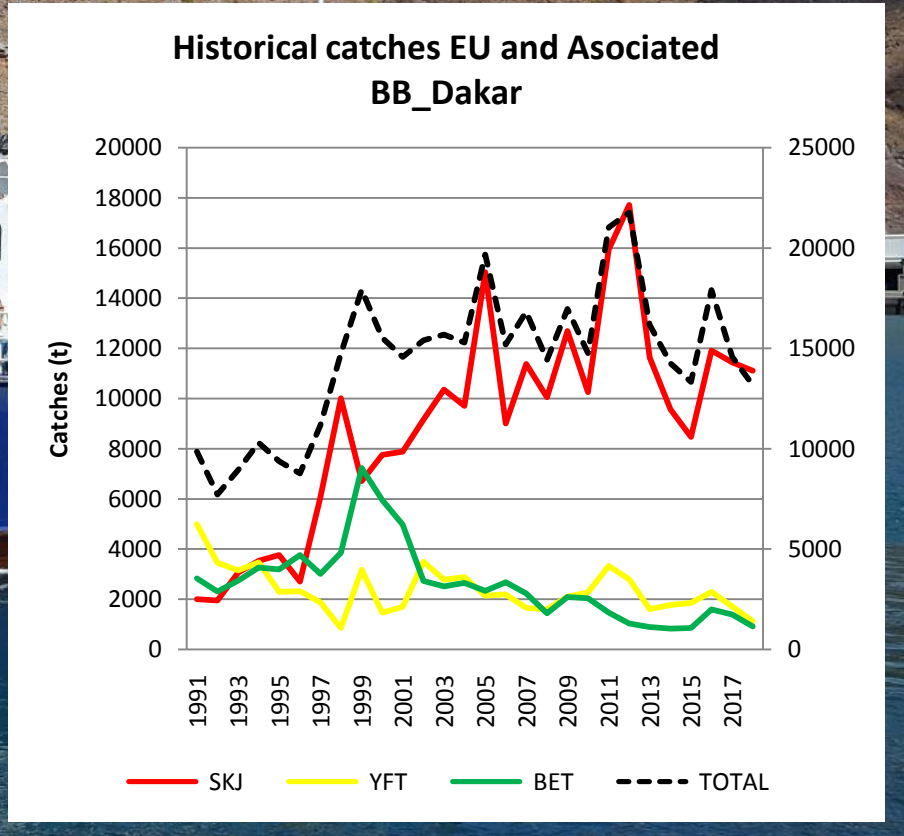


European Bait Boat and associated fleet in Dakar

Historical catches by Specie, nº vessels of EU Bait Boat and associated fleets



Year	YFT	SKJ	BET	ALB	Others	TOTAL
1991	4986	2011	2831	0	30	9858
1992	3460	1955	2305	0	2	7722
1993	3147	3059	2741	0	3	8951
1994	3474	3534	3269	0	21	10299
1995	2298	3772	3188	0	117	9376
1996	2313	2703	3766	0	0	8782
1997	1878	6071	3005	0	227	11181
1998	852	10019	3853	0	24	14748
1999	3179	6714	7236	0	803	17931
2000	1470	7765	5956	0	342	15534
2001	1694	7882	4969	0	37	14583
2002	3495	9167	2721	0	28	15411
2003	2773	10356	2512	0	49	15691
2004	2887	9706	2646	0	51	15290
2005	2146	15042	2328	4	162	19682
2006	2187	9012	2674	0	1319	15191
2007	1658	11382	2225	0	1553	16819
2008	1586	10059	1431	0	1353	14428
2009	2101	12693	2084	0	90	16968
2010	2266	10256	2040	0	202	14764
2011	3324	15949	1458	0	301	21032
2012	2793	17721	1030	0	223	21767
2013	1603	11635	885	0	42	16178
2014	1768	9570	823	0	84	14259
2015	1847	8474	847	0	156	13339
2016	2294	11913	1587	0	107	17916
2017	1702	11444	1385	0	47	14578
2018	1122	11108	912	8	20	13170



THANKS YOU FOR YOUR ATENTION